







<p>Over the term, keep an eye out for wintry weather. Take some photos or draw pictures of frost, ice and perhaps (if we are lucky) snow!</p> <p>Record the dates that you observe this weather to create your own weather diary.</p> 	<p><u>Oak Class</u> <u>Spring Term 1 2026</u></p> <p>Explore different techniques for creating a starry sky painting. You could flick paint from a paintbrush or toothbrush, use straws to blow paint in different directions, add paint to a spray bottle or add glitter for an extra shimmery finish.</p>	 <p>Look at the moon each night. Does it always look the same? How does it look different? Can you draw the different shapes of the moon that you see over the month?</p>
 <p>Make your own 'snow dough' using the recipe. Help an adult to measure out the ingredients and mix it together. Use your dough to create snowy sculptures. You could create a snowman, snowflakes or any other snowy design.</p>	<p>Ask an adult to take photos of you completing some of your bedtime routine (choose three or four stages). These could include brushing your teeth, snuggling up with a book or choosing out some clean pyjamas. Print out the photos then see if you can write a word or phrase to describe what is happening in each picture. Use your knowledge of sounds to sound out and write words (spelling does not need to be correct).</p>	<p>Visit your local library and look for some children's non-fiction books related to our topic. It could be a book about space, winter/seasonal weather or nocturnal animals. Find out some interesting facts and write down your favourite 3 facts as well as the book/s you found the facts from.</p> 
<p>Complete an investigation about which ice cubes melt the quickest.</p> <p>You could create different shapes and sizes of ice cubes and put them all in the same location to melt or you could make identical ice cubes and place them in different place inside and outside your house and see how long it takes each ice cube to melt. Record what you did and what you found out.</p>	<p>Use junk modelling or other craft materials to create a space rocket.</p> <p>Perhaps you could look at some photographs of real-life rockets first to help you think carefully about which features to include.</p> 	<p>Read your favourite bedtime story to someone in your family or one of your cuddly toys. Can you remember the key events in the story? Can you use some of the vocabulary from the story in your retelling?</p> 

You must choose and complete at least 2 activities and bring in your work on our Gallery Day – Tuesday 10th February

You must choose and complete at least 2 activities and bring in your work on our Gallery Day –
Tuesday 10th February